



Lil' Engineers

ENGINEERING BLOCKS

IDEA
BOOKLET




Index

<u>EASY LEVEL</u>	<u>INTERMEDIATE LEVEL</u>	<u>ADVANCED LEVEL</u>
CATERPILLAR Page 3	GO-KART Page 17	CRANE Page 32
TOW TRUCK Page 6	SNOWPLOW Page 20	STROLLER Page 36
CART Page 9	CYCLE Page 24	SPACE ROVER Page 41
STACKER Page 13	HELICOPTER Page 28	TRAIN Page 46

What's in the box?

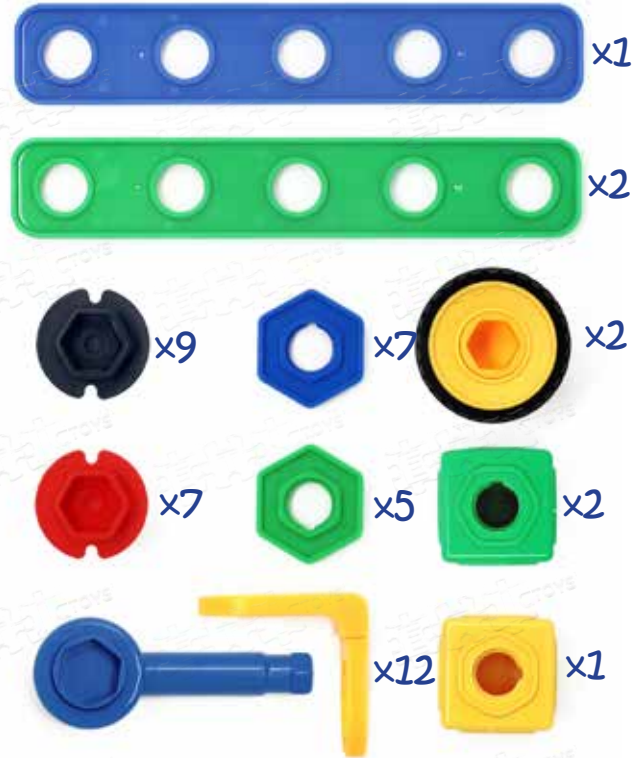
172
PIECES



Caterpillar Instructions




Caterpillar - Parts List



Step 1



Step 2



Step 3



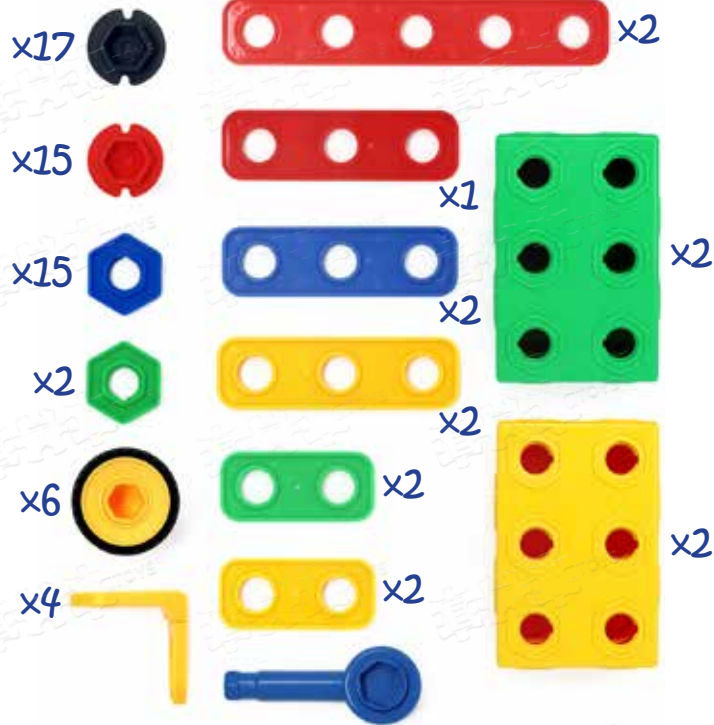
Step 4



Tow Truck Instructions



Tow Truck - Parts List



Step 1



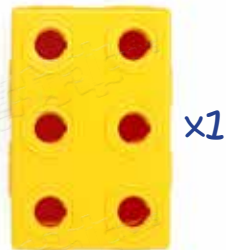

Step 2




Cart Instructions



Cart - Parts List



Step 1



Step 2




Step 3



Step 4



Step 5


















Step 6




Stacker Instructions




Stacker - Parts List

x9			x4
x17			x2
x7			x2
x9			x2
x2			x4
x2			x2
x1			
			x2

Step 1



Step 2



Step 3



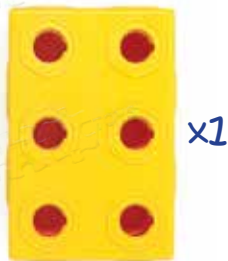

Step 4




Go-kart Instructions




Go-kart - Parts List



Step 1



Step 2



Step 3



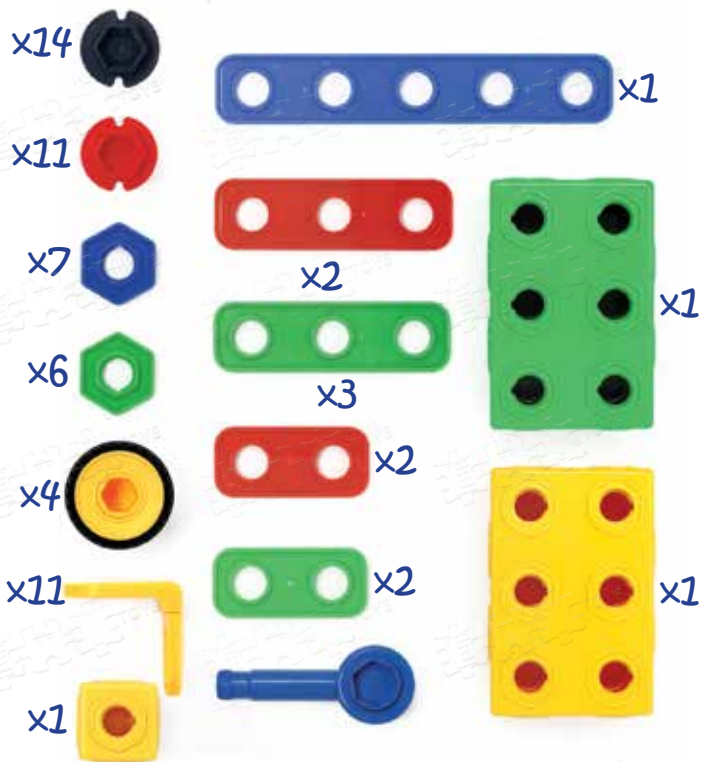
Step 4



Snowplow Instructions



Snowplow - Parts List



Step 1



Step 2



Step 3



Step 4



Step 5























Step 6





Cycle Instructions



Cycle - Parts List

x13				x2
x11				x1
x7				
x4				x2
x4				x2
x2				x2
x1				x3
x1				x2
				x1
				x2


Step 1




Step 2



Step 3



Step 4



Step 5



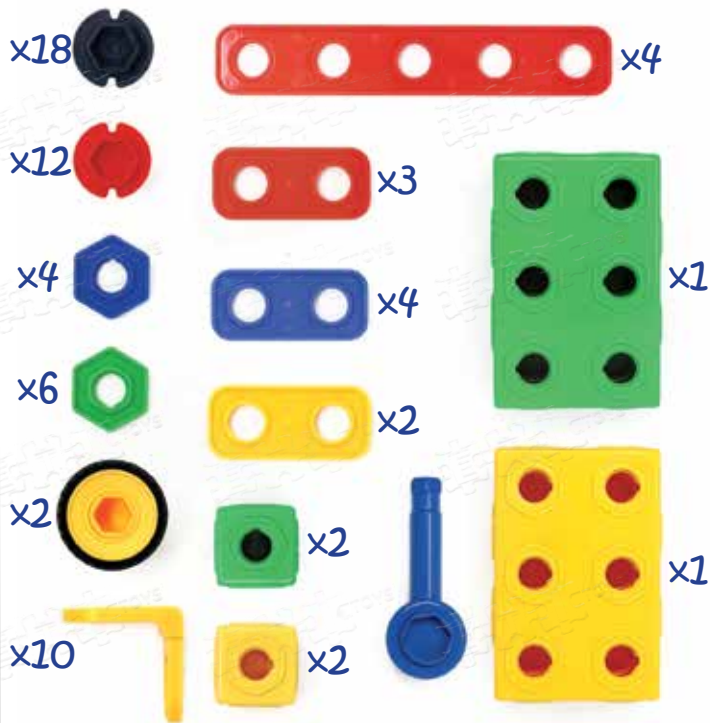
Step 6



Military Helicopter Instructions



Military Helicopter - Parts List




Step 1



Step 2



Step 3



Step 4



Step 5



Step 6




Crane Instructions




Crane - Parts List

x16		x2	
x10		x1	
x5		x1	
x4			x2
x8		x2	
x7		x2	
x2		x1	x2
x1		x3	


Step 1




Step 2



Step 3



Step 4



Step 5



Step 6



Stroller Instructions



Stroller - Parts List

x19



x20



x12



x12



x4



x8



x2



x2



x4



x3



x4



x2



x1



x1



x2

Step 1



Step 2



Step 3



Step 4



Step 5



Step 6



Step 7





















Step 8



Space Rover Instructions



Space Rover - Parts List

x17			x1
x15			
x12			x3
x9			x1
x4			x2
x9			x4
x2			x2
x2			x1
			
			


Step 1




Step 2



Step 3



Step 4



Step 5



Step 6



Step 7



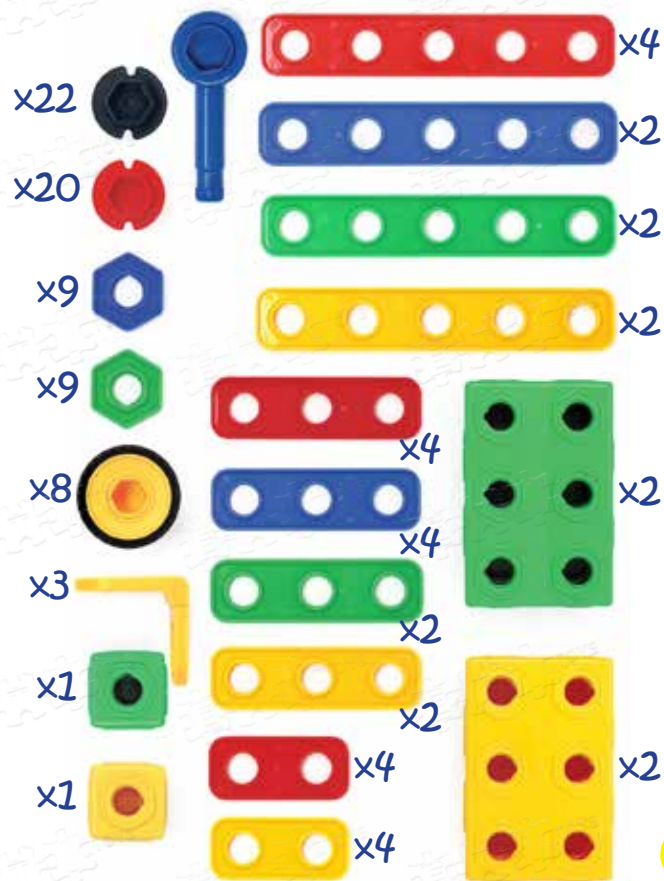
Step 8




Train Instructions



Train - Parts List





Step 1



Step 2



Step 3




Step 4




Step 5



Step 6



Step 7



Step 8



Step 9



Step 10



Thank you for purchasing ETI Toys Lil' Engineers Engineering Blocks!

We at ETI Toys care about your child's learning and development. We believe in making toys that are fun and educational at the same time. Our toys help to build spatial and social skills at an early age, while your child is having fun he/she is also following the fundamental path of learning focused on STEM.

Please do not hesitate to contact us at sales@ETIToys.com for any queries or issues with your purchase.

Testimonial:

★★★★★ Fun fun fun!

By Cari on November 19, 2015

My son loves these. Admittedly he is 2 and the package says 3 plus but we play with him and it works out great. The pieces in this set are big enough for small hands and it allows for a lot of creativity. There are L brackets, straight pieces in various sizes, nuts, bolts, 2 small cubes, 2 larger cubes, and 4 wheels. This all comes in a nice plastic tote with orange accents. I really like the fact that the pieces are diverse enough to build a crab, a helicopter, or a bicycle. This product was sent to me at a discount in exchange for my fair and unbiased review.

Visit our website www.ETIToys.com, to check out our exciting range of products and save money by getting a discount on your next purchase.

15% OFF
NEXT PURCHASE

Use Coupon Code:
WYBRIY48

sales@ETIToys.com
www.ETIToys.com



This Instructional Booklet is prepared by ETI Toys® and is wholly property of ETI Toys®. A reproduction or sharing of the contents of this document, whether in part or in full, is strictly prohibited.