















Lil' Engineers

ENGINEERING BLOCKS

IDEA
BOOKLET

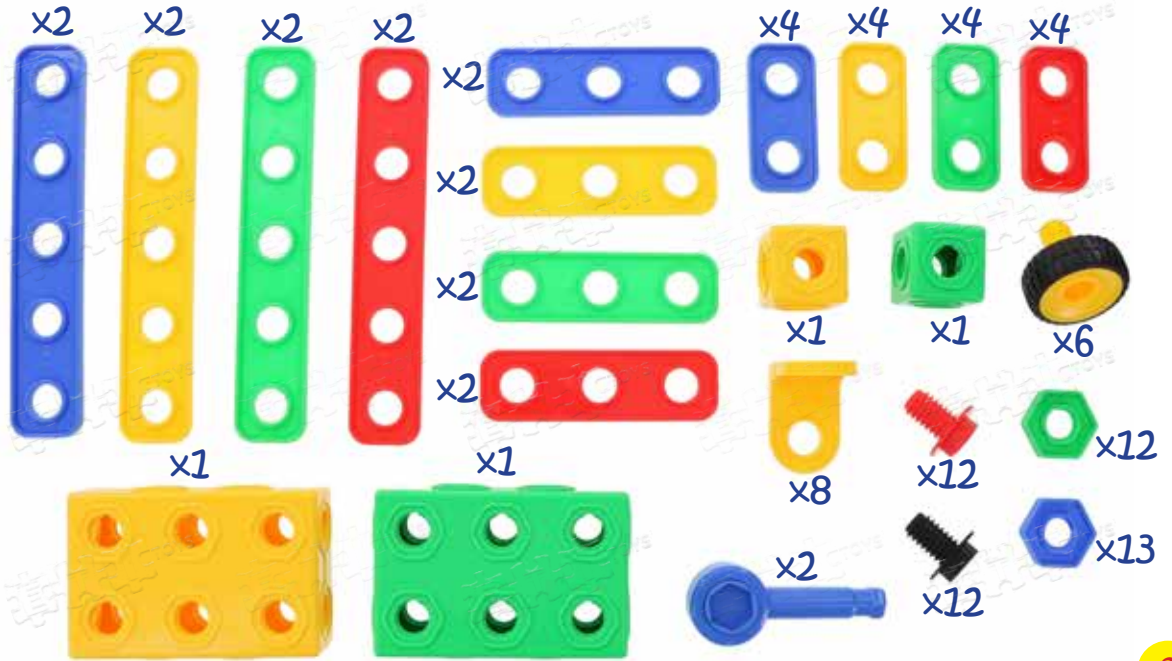


Index

<u>EASY LEVEL</u>	<u>INTERMEDIATE LEVEL</u>	<u>ADVANCED LEVEL</u>
<p>DUCK</p> <p>Page 3</p> 	<p>DINOSAUR</p> <p>Page 22</p> 	<p>CAR</p> <p>Page 47</p> 
<p>FROG</p> <p>Page 6</p> 	<p>AIRPLANE</p> <p>Page 28</p> 	<p>JET PLANE</p> <p>Page 56</p> 
<p>RABBIT</p> <p>Page 11</p> 	<p>ALLIGATOR</p> <p>Page 33</p> 	<p>DRONE</p> <p>Page 65</p> 
<p>DOG</p> <p>Page 17</p> 	<p>ROBOT</p> <p>Page 41</p> 	<p>HELICOPTER</p> <p>Page 73</p> 

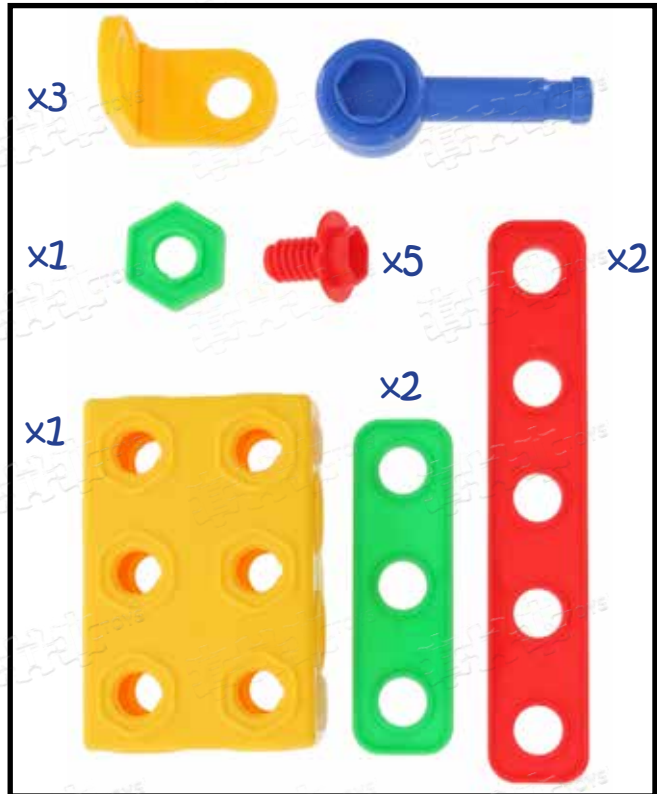
What's in the box?

101
PIECES

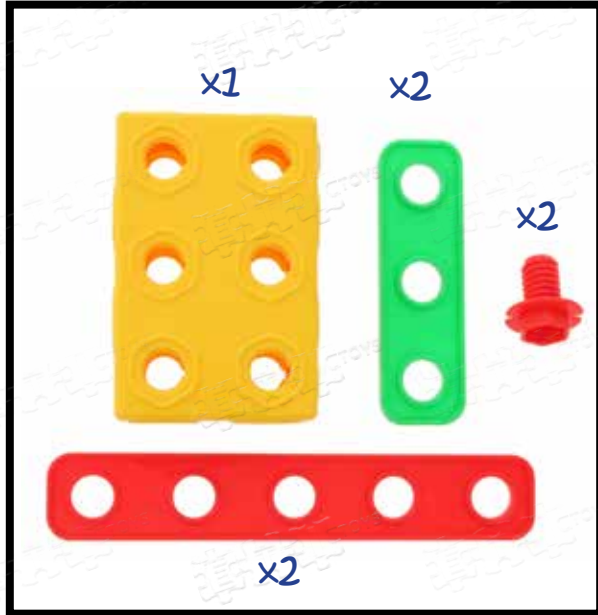


Duck Instructions

Duck - Parts List



Duck - Step 1 Parts List




Step 1-1

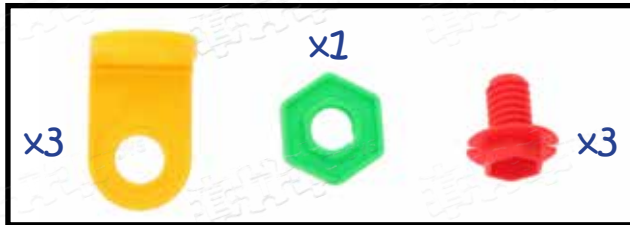


Step 1-2





Duck - Step 2 Parts List



Step 2-1



Step 2-2



Step 2-3




Frog Instructions



Frog - Parts List



Frog - Step 1 Parts List



Step 1-1



Step 1-2



Step 1-3



Step 1-4



Step 1-5



Step 1-6



Frog - Step 2 Parts List



Step 2-1



Step 2-2



Step 2-3



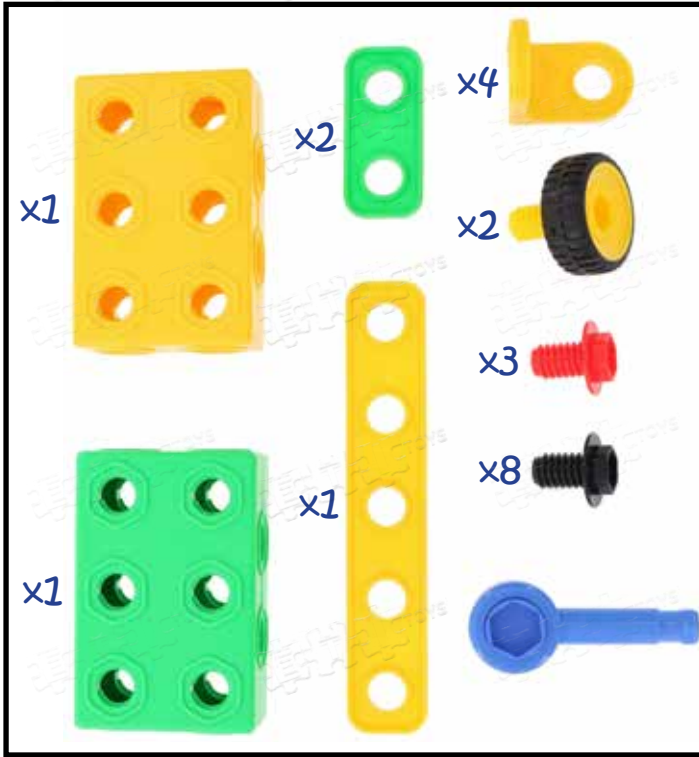
Step 2-4



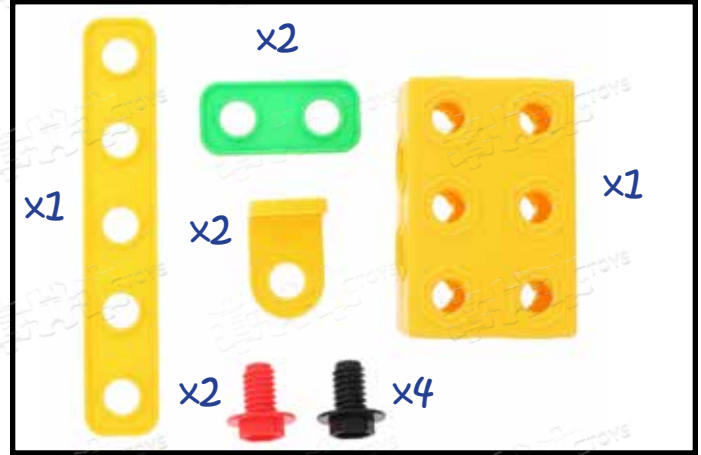
Rabbit Instructions



Rabbit - Parts List



Rabbit - Step 1 Parts List



Step 1-1



Step 1-2



Step 1-3



Step 1-4




Step 1-5



Step 1-6



Rabbit - Step 2 Parts List



Step 2-1



Step 2-2



Step 2-3



Step 2-4



Step 2-5



Step 2-6




Step 2-7




Dog Instructions



Dog - Parts List



Dog - Step 1 Parts List



Step 1-1



Step 1-2



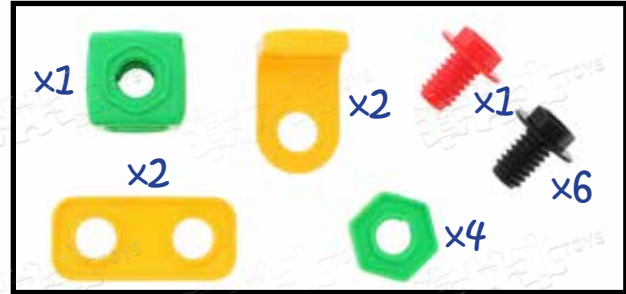
Step 1-3



Step 1-4



Dog - Step 2 Parts List



Step 2-1



Step 2-2



Step 2-3



Step 2-4



Step 2-5



Step 2-6




Step 2-7




Dinosaur Instructions



Dinosaur - Parts List



Dinosaur - Step 1 Parts List



Step 1-1



Step 1-2



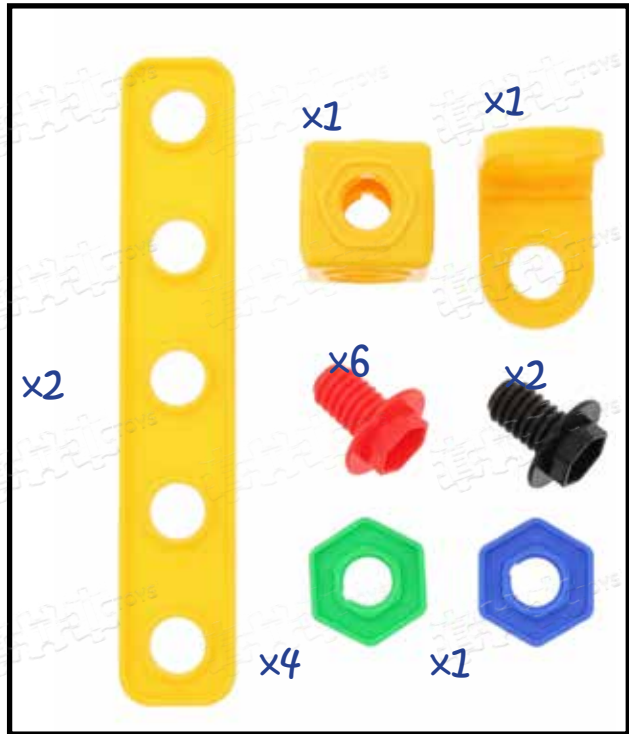
Step 1-3



Step 1-4



Dinosaur - Step 2 Parts List



Step 2-1



Step 2-2





Step 2-3



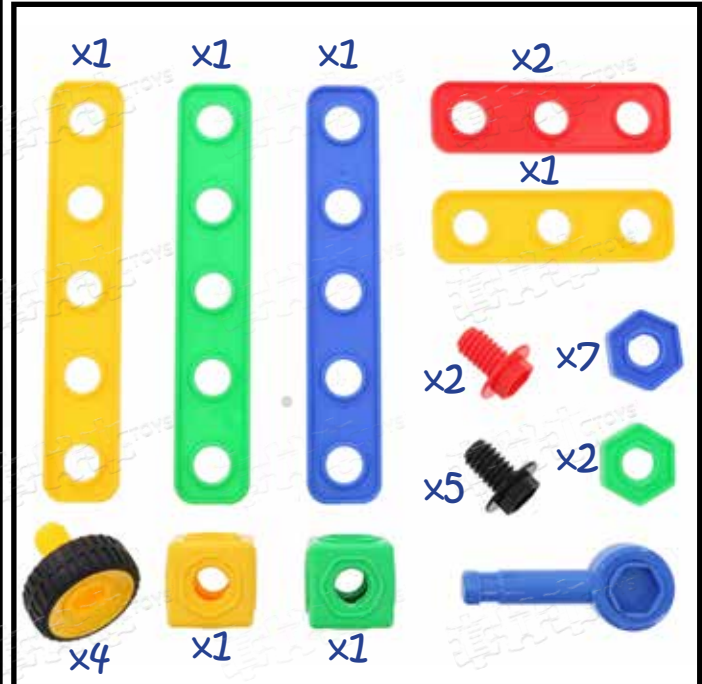
Step 2-4




Airplane Instructions



Airplane - Parts List



Airplane - Step 1 Parts List



Step 1-1



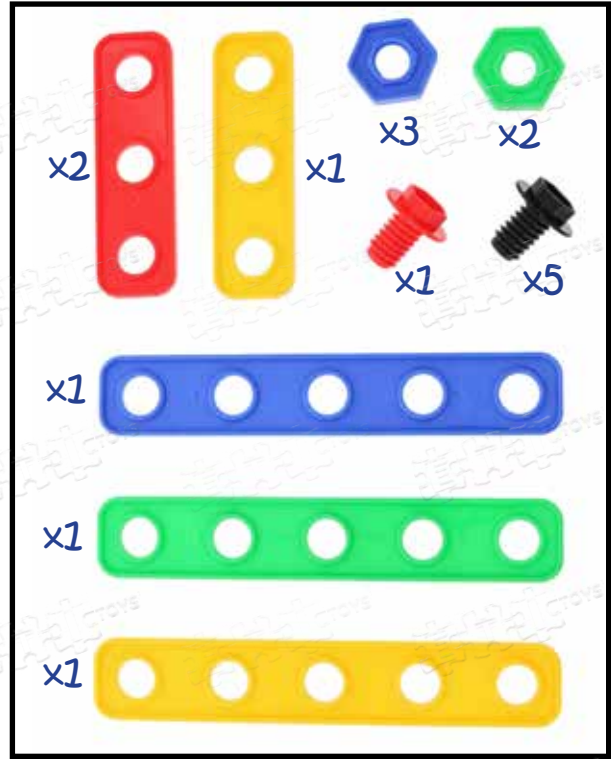
Step 1-2



Step 1-3



Airplane - Step 2 Parts List



Step 2-1



Step 2-2



Step 2-3



Step 2-4



Step 2-5



Step 2-6

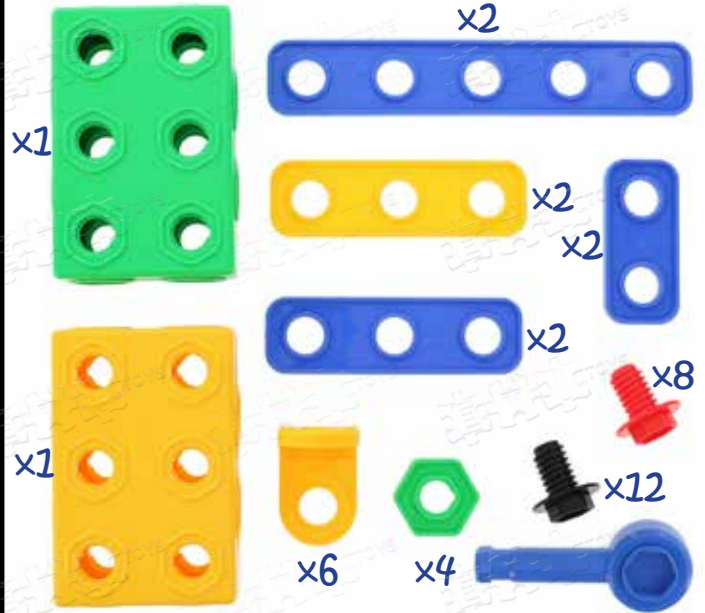


Alligator Instructions

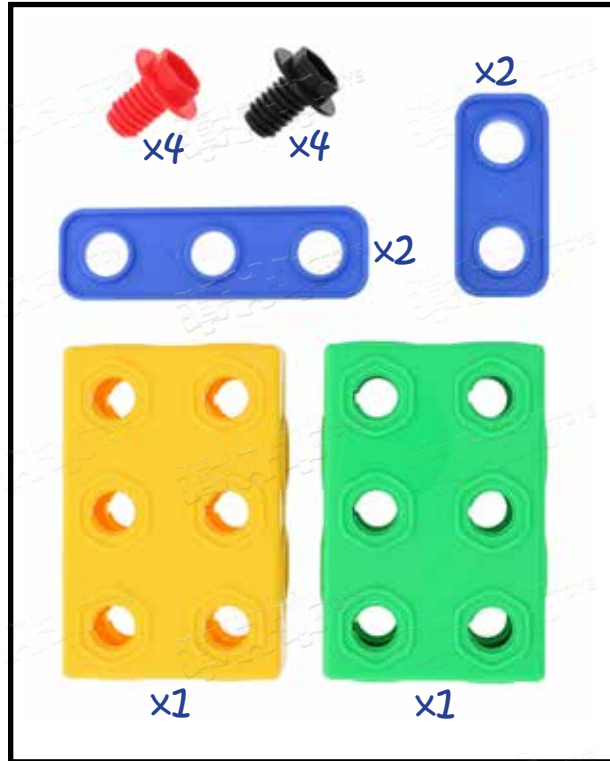


33

Alligator - Parts List



Alligator - Step 1 Parts List



Step 1-1



Step 1-2



Step 1-3



Step 1-4



Step 1-5



Step 1-6



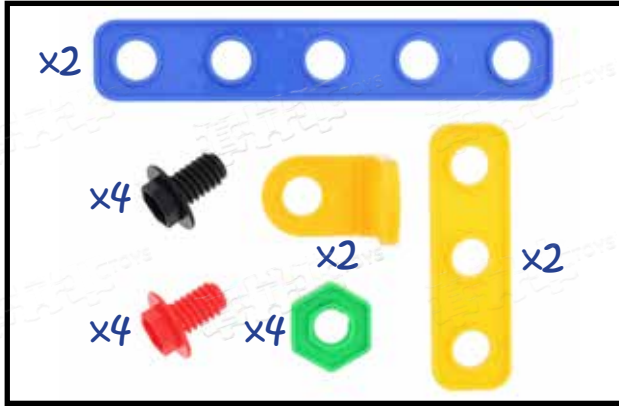
Step 1-7



Step 1-8



Alligator - Step 2 Parts List



Step 2-1



Step 2-2



Step 2-3



Step 2-4



Step 2-5



Step 2-6



Step 2-7



Step 2-8



Alligator - Step 3 Parts List



Step 3-1



Step 3-2




Step 3-3



Step 3-4

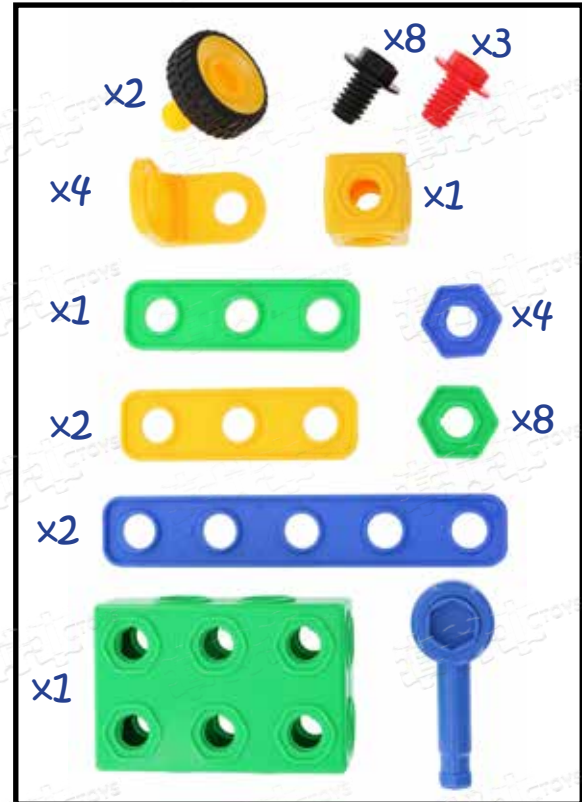


Robot Instructions

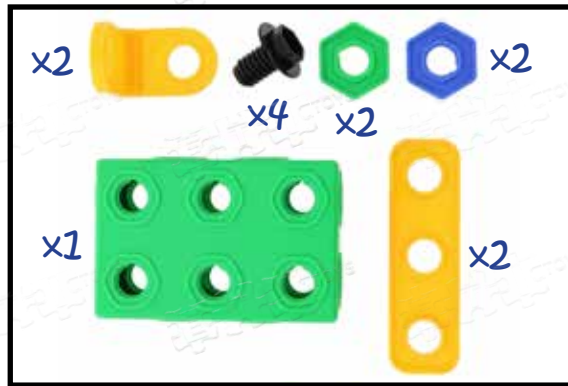


41

Robot - Parts List



Robot - Step 1 Parts List



Step 1-1



Step 1-2




Step 1-3



Step 1-4



Robot - Step 2 Parts List




Step 2-1



Step 2-2



Step 2-3



Step 2-4

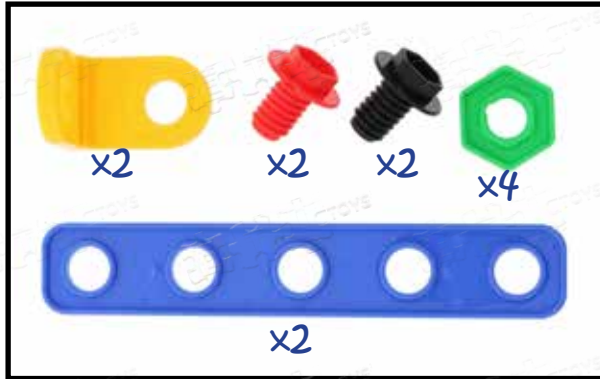


Step 2-5





Robot - Step 3 Parts List



Step 3-1



Step 3-2



Step 3-3




Step 3-4




Car Instructions



Car - Parts List



Car - Step 1 Parts List



Step 1-1



Step 1-2



Step 1-3



Step 1-4



Car - Step 2 Parts List



Step 2-1



Step 2-2



Step 2-3



Step 2-4



Car - Step 3 Parts List



Step 3-1



Step 3-2




Step 3-3



Step 3-4



Car - Step 4 Parts List



Step 4-1



Step 4-2



Step 4-3



Step 4-4



Car - Step 5 Parts List



Step 5-1



Step 5-2



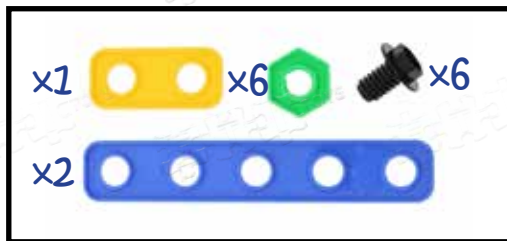
Step 5-3



Step 5-4



Car - Step 6 Parts List



Step 6-1



Step 6-2



Step 6-3



Step 6-4



Step 6-5



Step 6-6



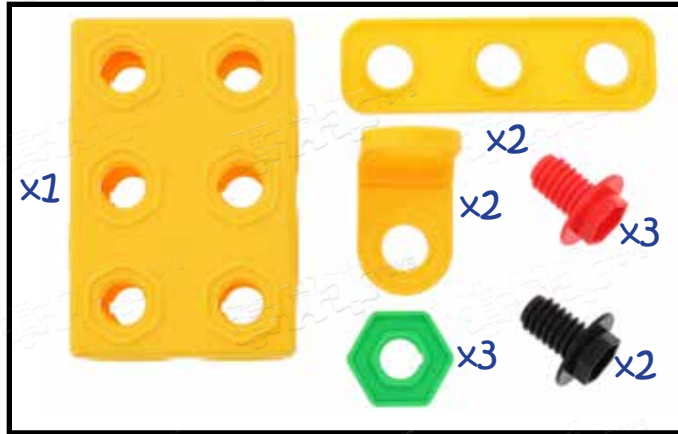
Jet Plane Instructions



Jet Plane - Parts List

x2		
x2		
x2		x1
x2		x1
x5		x9
x7		x11

Jet Plane - Step 1 Parts List



Step 1-1



Step 1-2



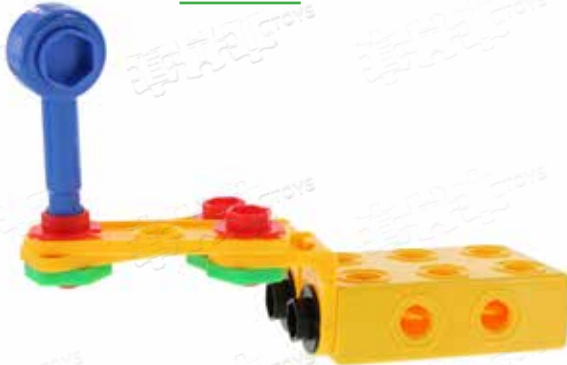
Step 1-3



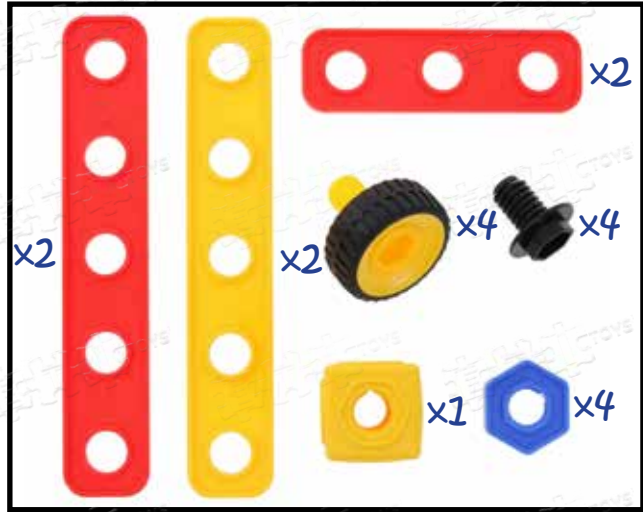
Step 1-4



Step 1-5



Jet Plane - Step 2 Parts List



Step 2-1



Step 2-2



Step 2-3



Step 2-4



Step 2-5



Step 2-6



Step 2-7




Step 2-8





Jet Plane - Step 3 Parts List



Step 3-1



Step 3-2



Step 3-3




Step 3-4



Step 3-5



Jet Plane - Step 4 Parts List



Step 4-1



Step 4-2



Step 4-3



Step 4-4



Step 4-5



Step 4-6

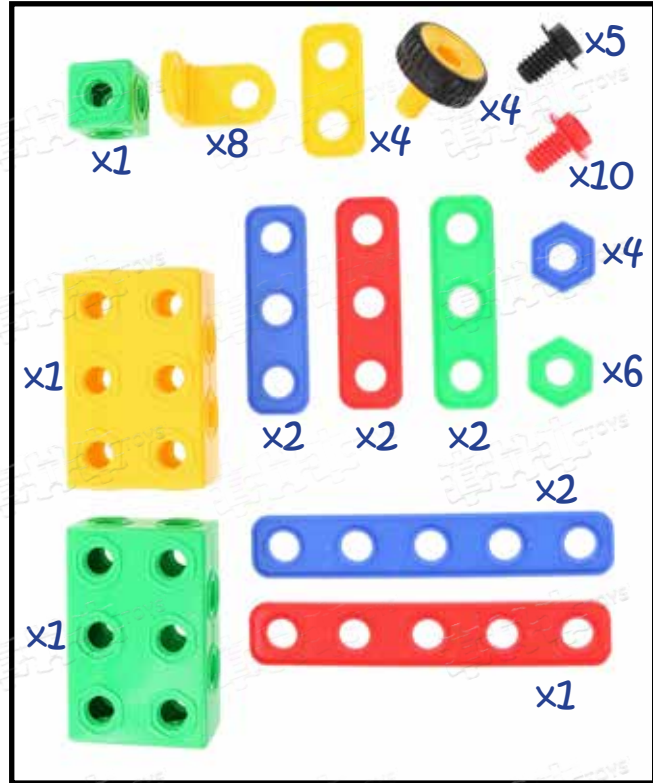


Drone Instructions




65

Drone - Parts List



Drone - Step 1 Parts List



Step 1-1



Step 1-2



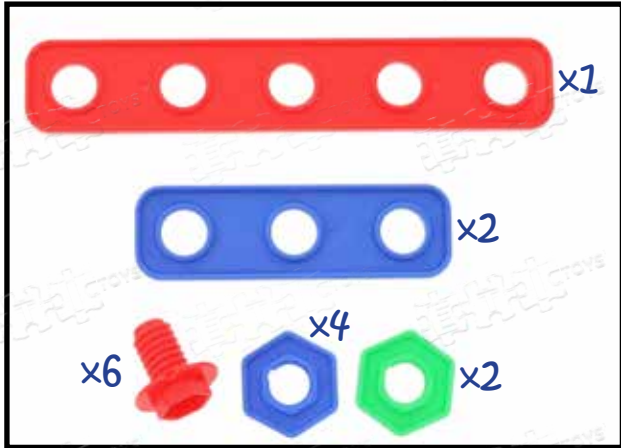
Step 1-3



Step 1-4



Drone - Step 2 Parts List



Step 2-1



Step 2-2



Step 2-3



Step 2-4




Step 2-5



Step 2-6



Drone - Step 3 Parts List



Step 3-1



Step 3-2



Step 3-3



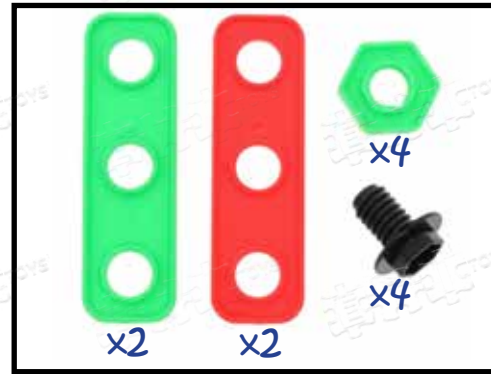
Step 3-4



Step 3-5



Drone - Step 4 Parts List



Step 4-1



Step 4-2



Step 4-3



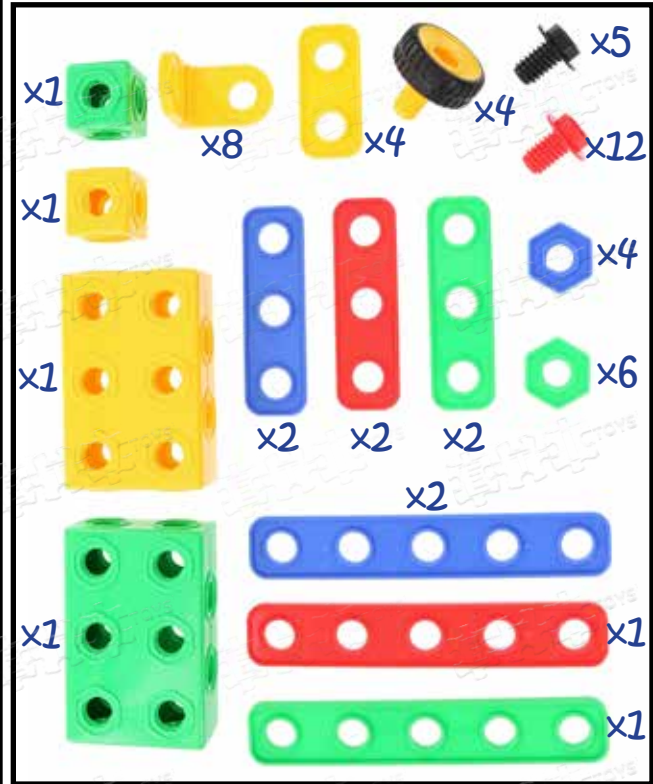
Step 3-3




Helicopter Instructions



Helicopter - Parts List



Helicopter - Step 1 Parts List



Step 1-1



Step 1-2



Step 1-3



Step 1-4



Helicopter - Step 2 Parts List



Step 2-1



Step 2-2



Step 2-3



Step 2-4



Step 2-5



Step 2-6



Step 2-7




Step 2-8





Helicopter - Step 3 Parts List



Step 3-1



Step 3-2



Step 3-3



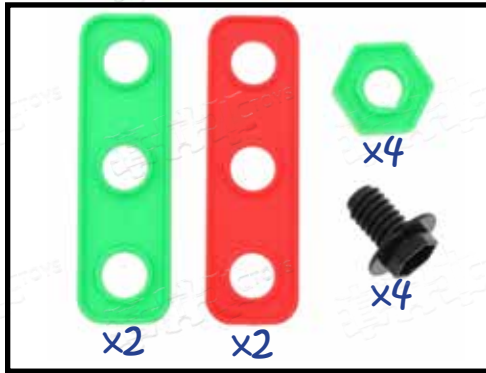
Step 3-4



Step 3-5



Helicopter - Step 4 Parts List



Step 4-1



Step 4-2



Step 4-3



Step 4-4



Thank you for purchasing ETI Toys Li' Engineers Engineering Blocks!

We at ETI Toys care about your child's learning and development. We believe in making toys that are fun and educational at the same time. Our toys help to build spatial and social skills at an early age, while your child is having fun he/she is also following the fundamental path of learning focused on STEM.

Please do not hesitate to contact us at sales@ETIToys.com for any queries or issues with your purchase.

Testimonial:

★★★★★ Fun fun fun!

By [Cari](#) on November 19, 2015

My son loves these. Admittedly he is 2 and the package says 3 plus but we play with him and it works out great. The pieces in this set are big enough for small hands and it allows for a lot of creativity. There are L brackets, straight pieces in various sizes, nuts, bolts, 2 small cubes, 2 larger cubes, and 4 wheels. This all comes in a nice plastic tote with orange accents. I really like the fact that the pieces are diverse enough to build a crab, a helicopter, or a bicycle. This product was sent to me at a discount in exchange for my fair and unbiased review.

Visit our website www.ETIToys.com, to check out our exciting range of products and save money by getting a discount on your next purchase.

15% OFF
NEXT PURCHASE

Use Coupon Code:
WYBRIY48

sales@ETIToys.com
www.ETIToys.com



This Instructional Booklet is prepared by ETI Toys® and is wholly property of ETI Toys®. A reproduction or sharing of the contents of this document, whether in part or in full, is strictly prohibited.